

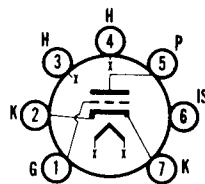
6HQ5

2HQ5, 3HQ5, 4HQ5

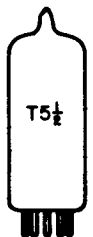
Color Television Type VHF AMPLIFIER

Sharp Cutoff Triode

- Construction Miniature T-5½
- Base Button 7 Pin, E7-1
- Basing 7GM
- Outline 5-2
- Maximum Diameter 0.750 In.
- Maximum Seated Height 1.875 In.
- Maximum Overall Height 2.125 In.



7GM



**ELECTRICAL DATA
HEATER OPERATION**

	2HQ5	3HQ5	4HQ5	6HQ5
Heater Voltage.....	2.4	3.0	4.2	6.3 Volts
Heater Current	600	450	300	200 Ma
Heater Warm-up Time	11	11	11	— Seconds
Maximum Heater-Cathode Voltage				
Heater Negative with Respect to Cathode				
Total DC and Peak.....				100 Volts
Heater Positive with Respect to Cathode				
Total DC and Peak.....				100 Volts

DIRECT INTERELECTRODE CAPACITANCES (Shielded)

Grid to Plate	0.52 Pf
Input: g to (h + k + IS + E.S.)	5.0 Pf
Output: p to (h + k + IS + E.S.)	3.5 Pf
Heater to Cathode	2.5 Pf

RATINGS (Design Maximum Rating System)

Plate Voltage (Max.)	200 Volts
Plate Dissipation (Max.)	2.5 Watts
DC Cathode Current (Max.)	22 Ma
Negative Grid Voltage (Max.)	50 Volts
Grid Circuit Resistance (Self Bias) (Max.)	1.0 Megohm

CHARACTERISTICS AND TYPICAL OPERATION

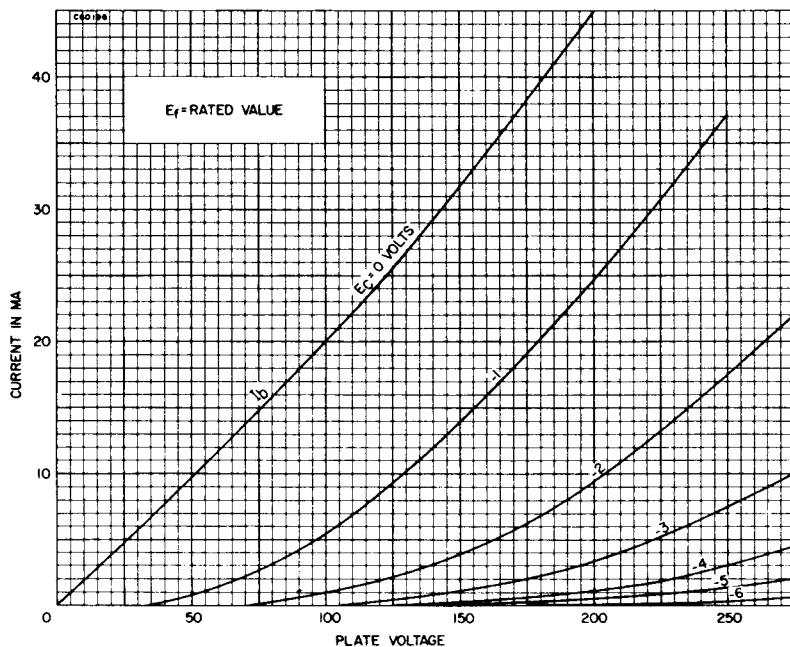
Class A1 Amplifier

Plate Voltage	135 Volts
Grid Voltage	-1.0 Volt
Plate Current	11.5 Ma
Transconductance	15,000 μ mhos
Amplification Factor	78
Plate Resistance (Approx.)	5400 Ohms
Ec for Gm = 150 μ mhos (Approx.)	-4.2 Volts
Ec for Gm = 1500 μ mhos (Approx.)	-2.5 Volts
Input Resistance (200 MHz) ⁽¹⁾	275 Ohms
Input Capacitance (200 MHz) ⁽¹⁾	11.2 Pf
Noise Figure (200 MHz) ⁽²⁾	4.7 db

NOTES:

- (1) Measured under grounded plate conditions.
- (2) Optimized neutralized triode RF amplifier stage, noise matched.

AVERAGE PLATE CHARACTERISTICS



AVERAGE TRANSFER CHARACTERISTICS

